





# 英 語 (リーディング)

各大問の英文や図表を読み，解答番号 1 ～ 48 にあてはまるものとして最も適当な選択肢を選びなさい。

## 第1問 (配点 10)

A You are studying about Brazil in the international club at your senior high school. Your teacher asked you to do research on food in Brazil. You find a Brazilian cookbook and read about fruits used to make desserts.

Popular Brazilian Fruits	
 <p><b>Cupuaçu</b></p> <ul style="list-style-type: none"> <li>• Smells and tastes like chocolate</li> <li>• Great for desserts, such as cakes, and with yogurt</li> <li>• Brazilians love the chocolate-flavored juice of this fruit.</li> </ul>	 <p><b>Jabuticaba</b></p> <ul style="list-style-type: none"> <li>• Looks like a grape</li> <li>• Eat them within three days of picking for a sweet flavor.</li> <li>• After they get sour, use them for making jams, jellies, and cakes.</li> </ul>
 <p><b>Pitanga</b></p> <ul style="list-style-type: none"> <li>• Comes in two varieties, red and green</li> <li>• Use the sweet red one for making cakes.</li> <li>• The sour green one is only for jams and jellies.</li> </ul>	 <p><b>Buriti</b></p> <ul style="list-style-type: none"> <li>• Orange inside, similar to a peach or a mango</li> <li>• Tastes very sweet, melts in your mouth</li> <li>• Best for ice cream, cakes, and jams</li> </ul>

問 1 Both *cupuaçu* and *buriti* can be used to make 

1
---

.

- ① a cake
- ② chocolate
- ③ ice cream
- ④ yogurt


問 2 If you want to make a sour cake, the best fruit to use is 

2
---

.

- ① *buriti*
- ② *cupuaçu*
- ③ *jabuticaba*
- ④ *pitanga*

**B** You are looking at the website for the City Zoo in Toronto, Canada and you find an interesting contest announcement. You are thinking about entering the contest.

	<h2 style="text-align: center;">Contest!</h2> <h3 style="text-align: center;">Name a Baby Giraffe</h3> <p style="text-align: center;">Let's welcome our newest animal to the City Zoo!</p>	
<p style="text-align: center;"><b>A healthy baby giraffe was born on May 26 at the City Zoo.</b></p> <p style="text-align: center;">He's already walking and running around!</p> <p style="text-align: center;">He weighs 66 kg and is 180 cm tall.</p> <p>Your mission is to help his parents, Billy and Noelle, pick a name for their baby.</p>		
<p><b>How to Enter</b></p>		
<ul style="list-style-type: none"> <li>◆ Click on the link here to submit your idea for his name and follow the directions. <span style="float: right;">→ <u><b>Enter Here</b></u></span></li> <li>◆ Names are accepted starting at 12:00 a.m. on June 1 until 11:59 p.m. on June 7.</li> <li>◆ Watch the baby giraffe on the live web camera to help you get ideas. <span style="float: right;">→ <u><b>Live Web Camera</b></u></span></li> <li>◆ Each submission is \$5. All money will go towards feeding the growing baby giraffe.</li> </ul>		
<p><b>Contest Schedule</b></p>		
<b>June 8</b>	<p>The zoo staff will choose five finalists from all the entries. These names will be posted on the zoo's website by 5:00 p.m.</p>	
<b>June 9</b>	<p>How will the parents decide on the winning name? Click on the live stream link between 11:00 a.m. and 12:00 p.m. to find out! <span style="float: right;">→ <u><b>Live Stream</b></u></span> Check our website for the winning name after 12:00 p.m.</p>	
<p><b>Prizes</b></p>		
<p>All five contest finalists will receive free one-day zoo passes valid until the end of July.</p> <p>The one who submitted the winning name will also get a special photo of the baby giraffe with his family, as well as a private Night Safari Tour!</p>		

問 1 You can enter this contest between 

3
---

.

- ① May 26 and May 31
- ② June 1 and June 7
- ③ June 8 and June 9
- ④ June 10 and July 31

問 2 When submitting your idea for the baby giraffe's name, you must 

4
---

.

- ① buy a day pass
- ② pay the submission fee
- ③ spend five dollars at the City Zoo
- ④ watch the giraffe through the website

問 3 If the name you submitted is included among the five finalists, you will 

5
---

.

- ① get free entry to the zoo for a day
- ② have free access to the live website
- ③ meet and feed the baby giraffe
- ④ take a picture with the giraffe's family

## 第2問 (配点 20)

- A You are on a *Future Leader* summer programme, which is taking place on a university campus in the UK. You are reading the information about the library so that you can do your coursework.

<p style="text-align: center;"><b>Abermouth University Library</b> <b>Open from 8 am to 9 pm</b> 2022 Handout</p>	
<p><b>Library Card:</b> Your student ID card is also your library card and photocopy card. It is in your welcome pack.</p> <p>~~~~~</p>	
<p><b>Borrowing Books</b></p> <p>You can borrow a maximum of eight books at one time for seven days. To check books out, go to the Information Desk, which is on the first floor. If books are not returned by the due date, you will not be allowed to borrow library books again for three days from the day the books are returned.</p>	<p><b>Comments from Past Students</b></p> <ul style="list-style-type: none"><li>● The library orientation was really good. The materials were great, too!</li><li>● The Study Area can get really crowded. Get there as early as possible to get a seat!</li><li>● The Wi-Fi inside the library is quite slow, but the one at the coffee shop next door is good. By the way, you cannot bring any drinks into the library.</li><li>● The staff at the Information Desk answered all my questions. Go there if you need any help!</li><li>● On the ground floor there are some TVs for watching the library's videos. When watching videos, you need to use your own earphones or headphones. Next to the TVs there are photocopiers.</li></ul>
<p><b>Using Computers</b></p> <p>Computers with Internet connections are in the Computer Workstations by the main entrance on the first floor. Students may bring their own laptop computers and tablets into the library, but may use them only in the Study Area on the second floor. Students are asked to work quietly, and also not to reserve seats for friends.</p>	
<p><b>Library Orientations</b></p> <p>On Tuesdays at 10 am, 20-minute library orientations are held in the Reading Room on the third floor. Talk to the Information Desk staff for details.</p>	

問 1  are two things you can do at the library.

- A : bring in coffee from the coffee shop
- B : save seats for others in the Study Area
- C : use the photocopiers on the second floor
- D : use your ID to make photocopies
- E : use your laptop in the Study Area

- ① A and B
- ② A and C
- ③ B and E
- ④ C and D
- ⑤ D and E

問 2 You are at the main entrance of the library and want to go to the orientation. You need to .

- ① go down one floor
- ② go up one floor
- ③ go up two floors
- ④ stay on the same floor

問 3  near the main entrance to the library.

- ① The Computer Workstations are
- ② The Reading Room is
- ③ The Study Area is
- ④ The TVs are